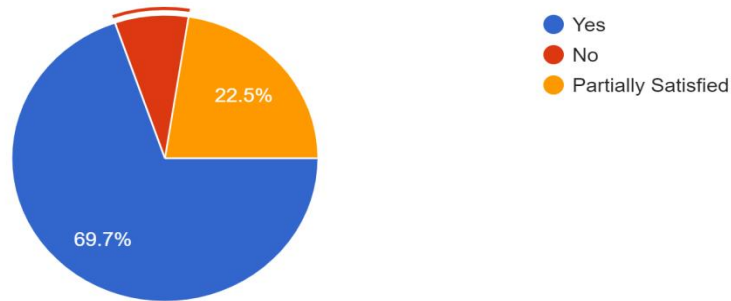


Student Satisfaction Survey Analysis (2019-2020)

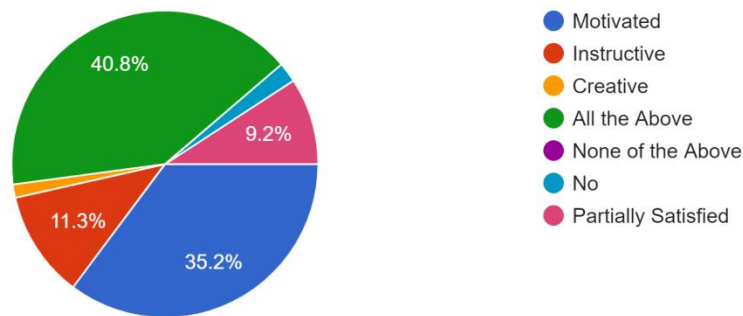
1. Are you satisfied with your university results?

142 responses



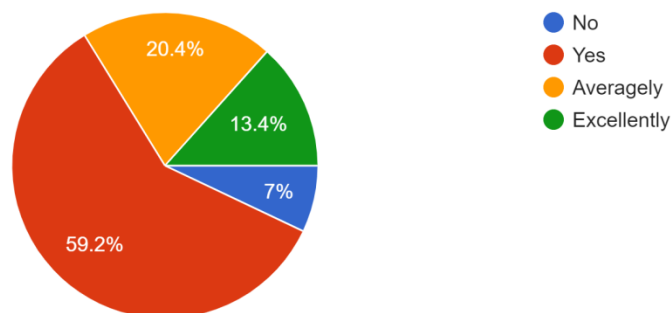
2. What was the attitude of the teachers in the classes?

142 responses



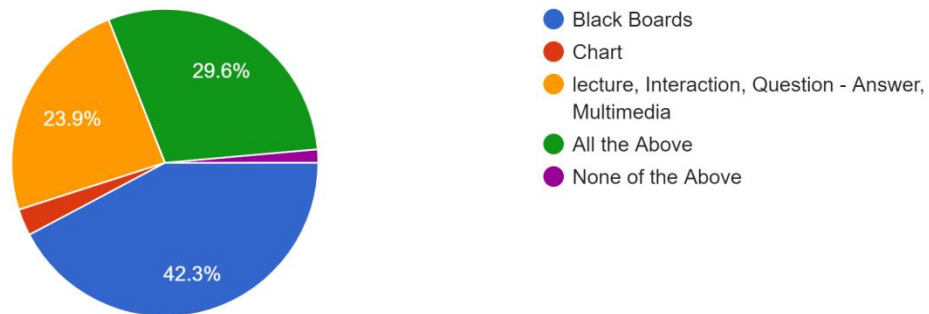
4. Whether the College Administration performed efficiently in the matters, such as Filling up of the forms, Timely providing Roll No, Conducting th...llege examination and providing the Scholarships?

142 responses



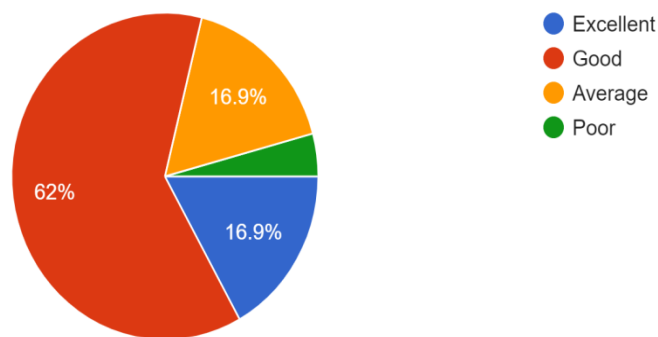
5. Which of the teaching aids did the teachers use quite often?

142 responses



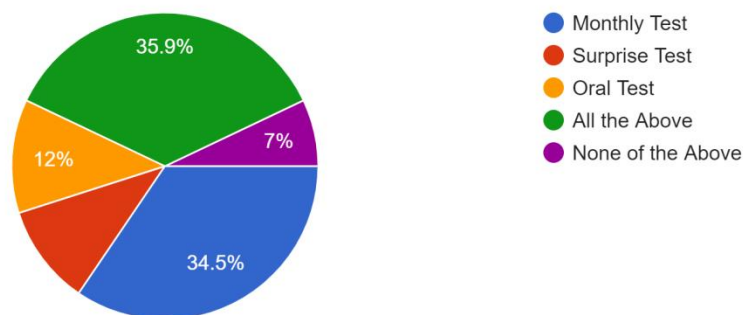
6. What was the level of satisfaction/instruction during the practical classes in the subjects, Computer/Physics/Chemistry?

142 responses



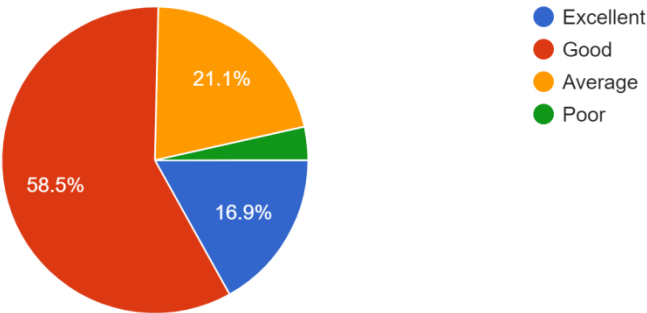
7. Which of the evaluative methods were used by the teachers in the classes?

142 responses



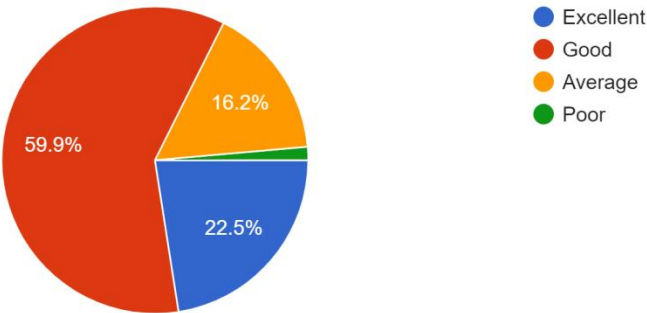
8. What was the level of infrastructural facilities, such as the Class Rooms, Canteen, ICT, Drinking Water, Benches, Black Boards, Wash rooms/Toilets, Parking?

142 responses



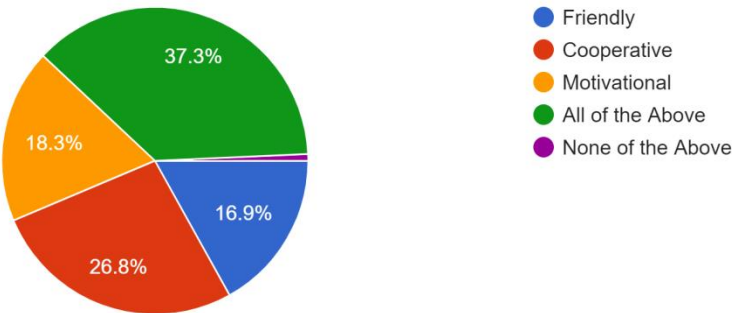
9. How was the sports infrastructure, including playground other facilities?

142 responses



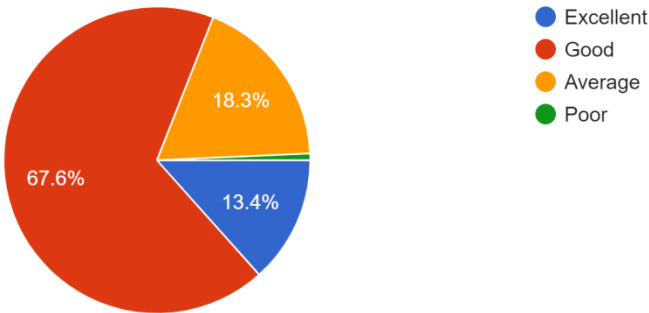
10. How was the behaviour of teachers during the stay in the College?

142 responses



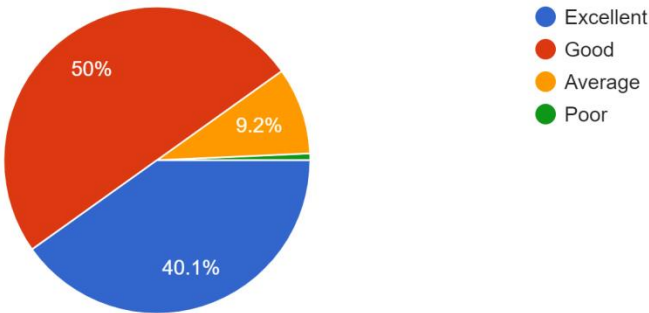
11. How the Syllabus of your course was in terms of the usefulness, advancement and skill orientation?

142 responses



12. Library facilities provided by the college were:

142 responses



Students Satisfaction Survey Report

A Google form for online survey regarding student's feedback about college's overall performance was used for this purpose. The received responses from students in excel sheets and computed the data by statistically. Detailed report prepared on the basis of the collected information is as follow:

1. It is observed that 69.7% of students are satisfied with their University Results.
2. 40.8% of the students find the attitude of the teachers as motivational, creative and instructive, only 35.2% as motivational.
3. 42% of the staff utilize black board ,whereas remaining 60% teachers uses the resources like black board ,charts ,models ,question answers , multimedia etc.
4. 62% of the students reported satisfaction in practical classes of the different subjects and 17% found it excellent.
5. 75% of the students say that they are being evaluated by monthly test, Surprise test, Oral, Power Presentation and 34.5% reported as only monthly test.
6. 17% of the students feel that infrastructural facility of college excellent and 58.5% as good.
7. 22.5% of the students found that Sports aid and play grounds as excellent and 60% as good.
8. 16.9% of the students feel that the behaviour of the teachers is friendly, 26.8% as cooperative, 37.3% as both.
9. 67.6% of students find that their syllabi usefulness, advancement, and skill oriented 13% as excellent and 18.3% as average.
10. 40% students reported that the library facilities as excellent, 50% as good and remaining average.

Findings of the Survey

From above report we find some key points as mentioned below:

- Students seeks more teachers should be encouraged to use ICT for teaching learning process.
- Students suggest enhancing indoor games facilities.

- It is observed from point no.7, that there is need to improve the sports related infrastructure.
- From point No 3, we feel that number of smart class rooms should be more.
- It is noticed that a small fraction of student's requirement regarding improvement in teaching skills using innovative techniques.
- Some of the students also demanded to increase number of quality guest lectures and workshops along with new intake of latest books in the library.


OFFICIATING PRINCIPAL
SIKH NATIONAL COLLEGE
QADIAN